

POST-SEC PATHWAYS

From 2028,
more post-secondary options
will be available.

Students taking at least	POST-SEC PATHWAYS					
	ITE Year 1 Entry	ITE Year 2 Entry	Polytechnic Foundation Programme (PFP)	Polytechnic Year 1	Millennia Institute	Junior College
6 G3 subjects	✓	✓	NEW ✓	✓	✓	✓
5 G3 subjects	✓	✓	NEW ✓	✓	✓	NEW ✓
4 G3 + 1 G2 subjects	✓	✓	NEW ✓	NEW ✓		
5 G2 subjects	✓	✓	✓			
4 G1 subjects	✓	NEW* ✓				

*For students who meet ITE's Year 1 academic requirements

Institution	Current entry requirement	NEW entry requirement (from 2028)
JC	Raw L1R5 \leq 20 (6 O-Lvl subjects)	Raw L1R4 \leq 16 (5 G3 subjects)
MI	Raw L1R4 \leq 20 (5 O-Lvl subjects)	Raw L1R4 \leq 20 (5 G3 subjects)
Poly Y1	Net ELR2B2 \leq 26 (5 O-Lvl subjects)	Net ELR2B2 \leq 22 NEW (4 G3 subjects + 1 (B) subject at G2) Students who offer both (B) subjects at G3 will have the (B) subject with lower grade mapped from G3 to G2.
Sec 5/ 5th Year	Raw ELMAB3 \leq 19 (5 NA-Lvl subjects)	Harmonised Criteria: Raw ELMAB3 \leq 21* (computed at G2) & do not qualify for JC/MI/Poly Y1. *Refer to FSBB Handbook for full details
PFP	Raw ELMAB3 \leq 12 (5 NA-Lvl subjects)	Raw ELMAB3 \leq 12 (computed at G2) NEW Cluster-based admissions (from AY2026) NEW Expanded access to students offering G3 subjects or a mix of G3 & G2 subjects.
DPP	Raw ELMAB3 \leq 19 (5 NA-Lvl subjects)	Discontinued (Last DPP intake in 2027). Students who meet today's DPP eligibility can seek admission to Yr 2 of Higher Nitec.
ITE	Best 4 subjects (NA/NT-Lvl)	ITE Yr 1 Entry: Best 4 G2/G1 subjects ITE Yr 2 Entry: Accelerated Pathway for strong performing students in Yr 1 Sem 1.

Raw scores: before deduction of bonus points. **Net** scores: after deduction of bonus points.

Admissions are also subject to other min. entry requirements (MERs). Pls check the relevant course websites for most updated info.



POST-SEC PATHWAYS

JC L1R4 Calculation (From 2028)

L1R5	Subjects
L1	EL or HMT
R1	Humanities
R2	Math or Science
R3	Hums, Math or Science
R4	Any 1 best scoring subject

Poly ELR2B2 Calculation (From 2028)

<p>2 'Relevant' G3 subjects</p> <p>ELR2B2</p> <p>English Language G3</p> <p>1 'Best' G3 subject + 1 'Best' G2 or G3 subject</p>	<p>1 G2 subject can be counted as 1 [B] subject. If you take a G3 subject, it will be mapped to G2.</p>	
	G3 Grade	G2 Grade
	A1, A2, B3	1
	B4, C5, C6	2
	D7	3
	E8	4
	9	5
	-	6


ITE Aggregate Points (for JIE-N)

O-Lvl Grade	NA-Lvl Grade	NT-Lvl Grade	ITE Aggregate
A1-D7	1-3	A	1
E8	4	B	2
9	5	C	3
	6	D	4
		E	5


Some Useful Links:



MOE CourseFinder




Poly Admissions




MOE SchoolFinder



PFP



JC/MI Admissions



ITE Admissions

